

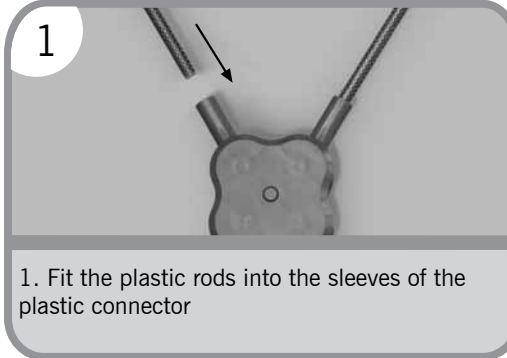
# X-Display Deluxe & X-Display Standard

R2.033114




- 3 Aluminium rods joined by a connector
- 2 Fiberglass reinforced plastic rods
- Carrying Case

## X-DISPLAY DELUXE




1. Fit the plastic rods into the sleeves of the plastic connector



2. Press the button in the center of the connector to unfold the rods to the width of the display



3. Fix the grommets on the corners of the image to the hooks at the Fiberglass rod ends



4. Stand the display up, folding back the center Aluminium rod to a position that suits best




- 5 Fiberglass reinforced plastic rods joined by a plastic connector
- Economy Bag

## X-DISPLAY STANDARD



1. Unfold the fiberglass reinforced plastic rods



2. Fix the grommets on the corners of the image to the hooks at the Fiberglass rod ends



3. Stand the display up, folding back the center Aluminium rod to a position that suits best